
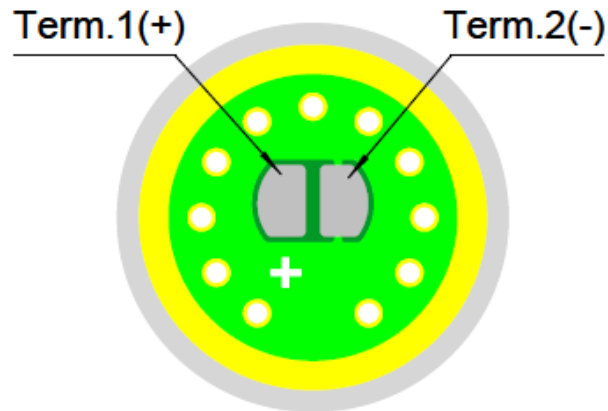
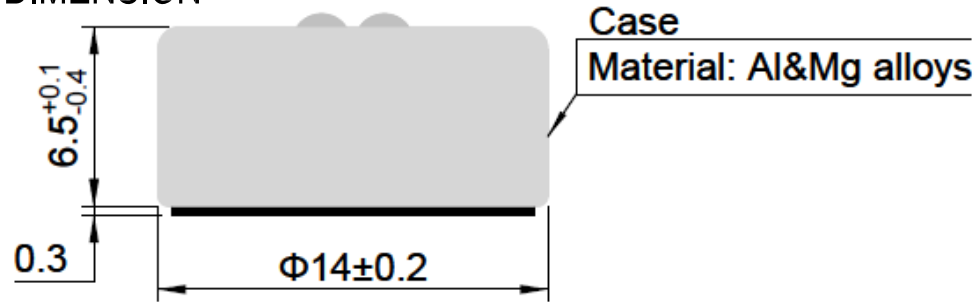



APPEARANCE & DIMENSION  
(Unit : mm)



PROJECTION		 <b>RDI</b> Research Develop Innovate RDI, Inc. 333 North Bedford Road, Suite 135, Mount Kisco, NY 10549			
SCALE N/A		TITLE Electret mic cartridge, Uni-directional, RoHS Compliant			
TOLERANCE EXCEPT AS NOTED		DR. Tina	DATE 04/16/20	REF. P/N: REM1465U-46NL	SHEET 1 OF 3
DEC. INCHES N/A		CK. BM	PRE- MI	DRAWING NO. 5068	SIZE F REV. -
DEC. MILLIMETERS ±0.5		THIS DOCUMENT IS OWNED BY, AND THE INFORMATION CONTAINED IN IT IS PROPRIETARY TO, RDI, BY RECEIPT HEREOF THE HOLDER AGREES NOT TO USE THE INFORMATION AND NOT TO DISCLOSE IT TO ANY THIRD PARTY, NOR REPRODUCE THIS DOCUMENT WITHOUT THE WRITTEN CONSENT OF RDI, AND AGREES TO RETURN THIS DOCUMENT FORTHWITH UPON REQUEST.			
ANG. N/A					

ECN#	DATE	SYM	REVISION RECORD	AUTH	BY
------	------	-----	-----------------	------	----

# ELECTRET CONDENSER MICROPHONE

**NOTES:**

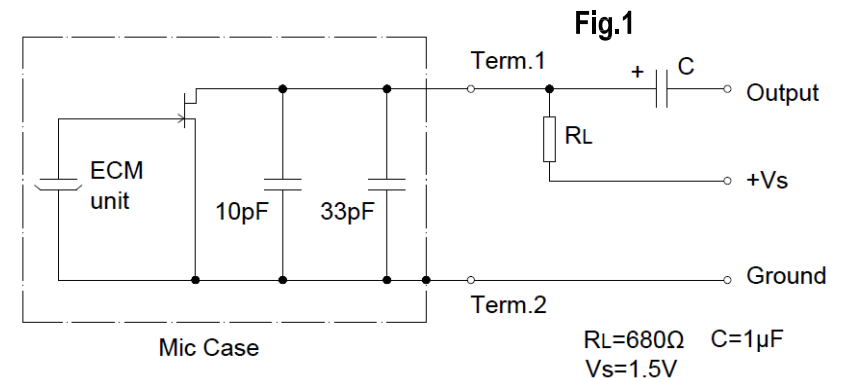
- \* All the soldering procedures upon microphones must be completed in a metallic device and the temperature of the soldering iron must be limited to  $360^{\circ}\text{C} \pm 10^{\circ}\text{C}$  and the soldering time should not exceed 3 seconds.
- \* Operators, the soldering fixture and the soldering iron must be statically grounded under each soldering process.

**1. ELECTRICAL SPECIFICATIONS**

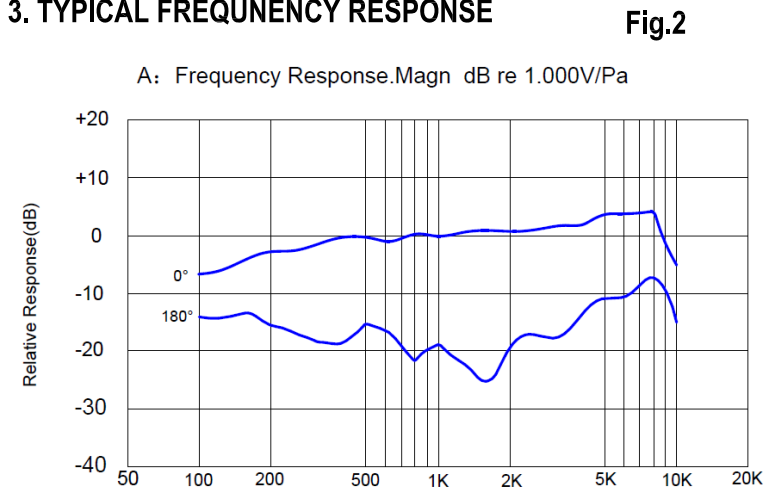
Standard Conditions	Basic Test Conditions
Ordinary Temperature 5 to $35^{\circ}\text{C}$	Temperature $20 \pm 2^{\circ}\text{C}$
Ordinary Humidity 45 to 85%	Humidity 63 to 67%
Ordinary air pressure 86 to 106kPa	Ordinary air pressure 86 to 106kPa

Parameter	SPEC	Unit
Directional	Uni-directional	dB
Sensitivity	$-48 \pm 2$	dB
Impedance	680(Max)	$\Omega$
S/N Ratio ( A weighted network)	56(Min)	dB
Maximum Input Sound Pressure Level	110(Max) / THD $\leq 3\%$	dB
Standard Operating Voltage	1.5	Vdc
Operating Voltage Range	1.0~10	Vdc
Decrease Voltage Characteristics (Vs=1.5 to 1.0V dc)	-3(Max)	dB
Current Consumption	500(Max)	$\mu\text{A}$
Standard Test Circuit	See Fig. 1	—
Frequency Response Characteristic	See Fig. 2	—
Memo	Standard test condition	RL=680 $\Omega$ , Vs=1.5V dc, (@f=1kHz, Pin=1Pa, 0dB=1V/pa, L=50cm)

**2. STANDARD TEST CIRCUIT**



**3. TYPICAL FREQUENCY RESPONSE**



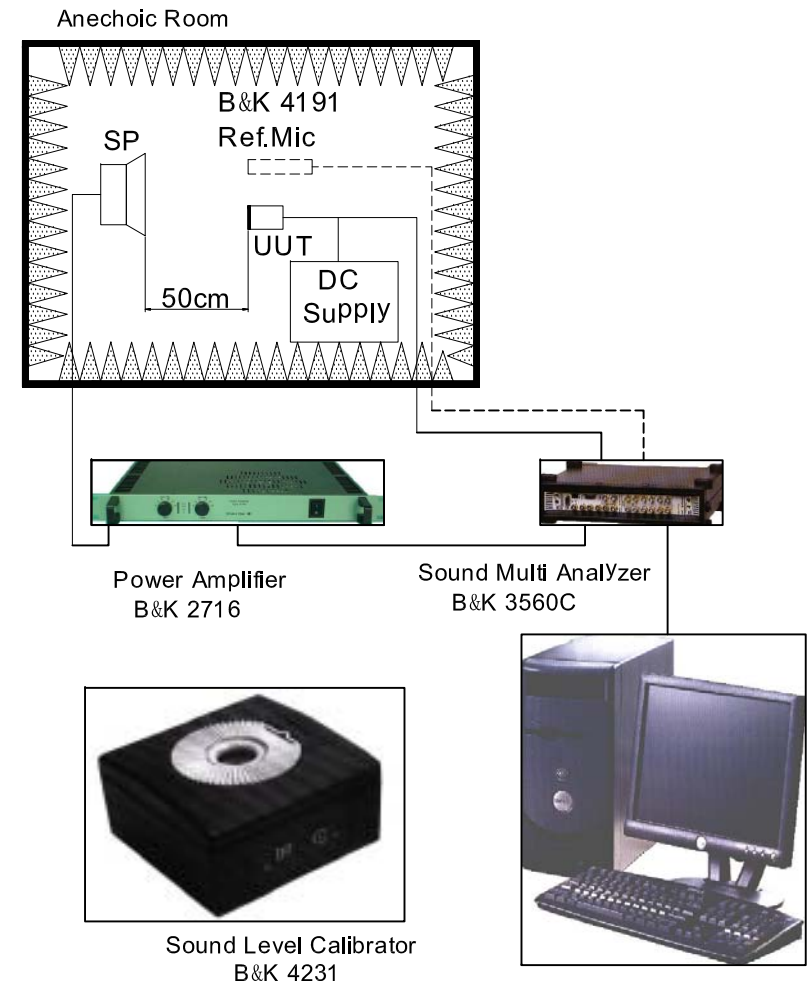
PROJECTION		<b>RDI</b> Research Develop Innovate RDI, Inc. 333 North Bedford Road, Suite 135, Mount Kisco, NY 10549	
SCALE	N/A	TITLE Electret mic cartridge, Uni-directional, RoHS Compliant	
TOLERANCE EXCEPT AS NOTED	DR. Tina	DATE 04/16/20	REF. P/N: REM1465U-46NL
DEC. INCHES	N/A	CK. BM	DRAWING NO. 5068
DEC. MILLIMETERS	$\pm 0.5$	PRE-MI	SIZE F
ANG.	N/A	THIS DOCUMENT IS OWNED BY, AND THE INFORMATION CONTAINED IN IT IS PROPRIETARY TO, RDI, BY RECEIPT HEREOF THE HOLDER AGREES NOT TO USE THE INFORMATION AND NOT TO DISCLOSE IT TO ANY THIRD PARTY, NOR REPRODUCE THIS DOCUMENT WITHOUT THE WRITTEN CONSENT OF RDI, AND AGREES TO RETURN THIS DOCUMENT FORTHWITH UPON REQUEST.	
SHEET 2 OF 3		REV. -	


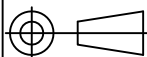
# ELECTRET CONDENSER MICROPHONE

## 4. RELIABILITY

Item		Test conditions	Evaluation standard
1	Hi-Temp. Test	The microphone unit must be subjected to +80 °C for 100 Hours and exposed to room temperature for 3 Hours.	After any following tests, the sensitivity of the microphone unit shall no tchange more than ±3dB from initial value and shall keep their initial operation and appearance.
2	Low-Temp. Test	The microphone unit must be subjected to -40°C for 100 Hours and exposed to room temperature for 3 Hours.	
3	Humidity & Heat Test	The microphone unit must be subjected to +55°C, 850% RH-for 100 Hours and exposed to room temp for 3 Hours.	
4	Hi/Low Temp Shocking Test	The microphone unit must be subjected to following condition [+80°C 1H→room temp 1H→-40°C 0.5H→room temp 1H] at 10 cycle .	
5	Vibration Test	The microphone unit must be subjected to a procedure that be vibrating for two hours from each of the two directions (xy) with a frequency of 10-55Hz and a 1.52mm-high amplitude.	
6	Dropping Test	The microphone unit must be subjected to a procedure that be dropping to a slippery marble floor for 5 times from a 1.0-meter-high without package.	
7	Storage Temperature	-35°C ~ +65°C	
8	Operating Temperature	-35°C ~ +65°C	

## 5. MEASUREMENT SYSTEM



PROJECTION	 <b>RDI</b> Research Develop Innovate RDI, Inc. 333 North Bedford Road, Suite 135, Mount Kisco, NY 10549			
	SCALE	TITLE		
N/A	Electret mic cartridge, Uni-directional, RoHS Compliant			SHEET
TOLERANCE EXCEPT AS NOTED	DR. Tina	DATE 04/16/20	REF. P/N: REM1465U-46NL	3 OF 3
DEC. INCHES N/A	CK. BM	PRE-MI	DRAWING NO. 5068	SIZE F
DEC. MILLIMETERS ±0.5	THIS DOCUMENT IS OWNED BY, AND THE INFORMATION CONTAINED IN IT IS PROPRIETARY TO, RDI, BY RECEIPT HEREOF THE HOLDER AGREES NOT TO USE THE INFORMATION AND NOT TO DISCLOSE IT TO ANY THIRD PARTY, NOR REPRODUCE THIS DOCUMENT WITHOUT THE WRITTEN CONSENT OF RDI, AND AGREES TO RETURN THIS DOCUMENT FORTHWITH UPON REQUEST.			
ANG. N/A				

ECN#	DATE	SYM	REVISION RECORD	AUTH	BY
------	------	-----	-----------------	------	----