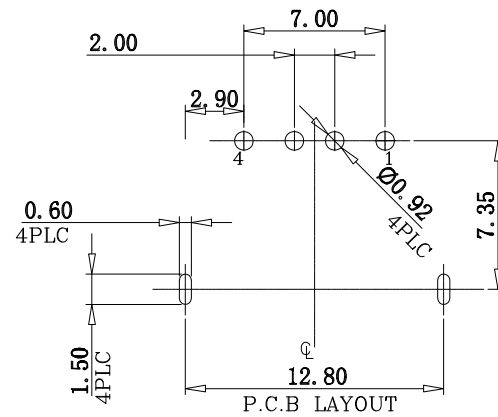
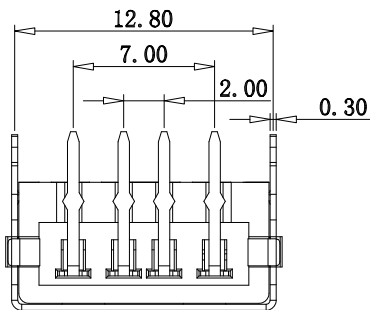
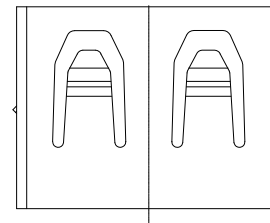
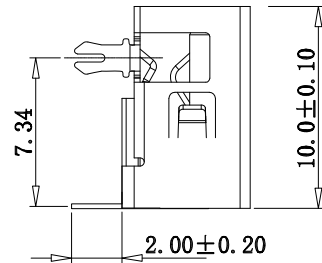
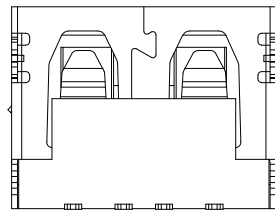


SECTION A-A



**SPECIFICATIONS :**

**1. ELECTRICAL :**

- 1.1 Current Rating : 1.5A/Contact terminal
- 1.2 Voltage Rating : 30VDC
- 1.3 Contact Resistance : 30 mΩ MAX
- 1.4 Dielectric Withstand Voltage :  
500 V AC Sea Level
- 1.5 Insulation Resistance : 1000 MΩ MIN


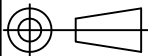
**2. MATERIAL :**

- 2.1 Housing :  
High Temperature Thermoplastics,  
UL 94V-0 LCP WHITE
- 2.2 Contact : Copper Alloy C2680
- 2.3 Shell : SPCC

**3. FINISH :**

- 3.1 Contact : Plated gold in Mating Area;  
Tin On Solder Tails
- 3.2 Shell : Nickel Plating

NOTE: ALL DIMS ARE IN mm.

PROJECTION		 <b>Research Develop Innovate</b> RDI, Inc. 333 North Bedford Road, Suite 135, Mount Kisco, NY 10549			
		TITLE Low profile Type A USB receptacle, 90°, thru hole, 6.3mm hgt, RoHS Compliant			
SCALE UNDEFINED		DR. Tina	DATE 08/13/19	REF. P/N: UBAR-2004KLP-NL	SHEET 1 OF 1
TOLERANCE EXCEPT AS NOTED		CK. BM	PRE- CD	DRAWING NO. 4952	SIZE A
DEC. MILLIMETERS .XX±0.10 .XX±0.25 .XXX±0.35		THIS DOCUMENT IS OWNED BY, AND THE INFORMATION CONTAINED IN IT IS PROPRIETARY TO, RDI, BY RECEIPT HEREOF THE HOLDER AGREES NOT TO USE THE INFORMATION AND NOT TO DISCLOSE IT TO ANY THIRD PARTY, NOR REPRODUCE THIS DOCUMENT WITHOUT THE WRITTEN CONSENT OF RDI, AND AGREES TO RETURN THIS DOCUMENT FORTHWITH UPON REQUEST.			
ANG. .x±5.0° .xx±3.0° .xxx±2.0°					

ECN#	DATE	SYM	REVISION RECORD	AUTH	BY
------	------	-----	-----------------	------	----