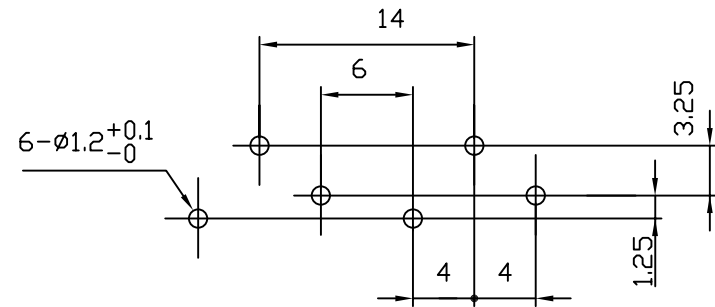
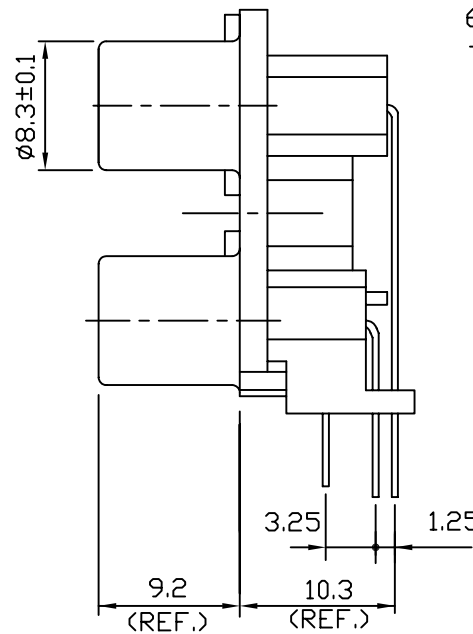
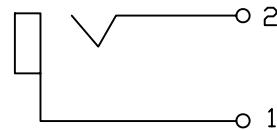


No Face Plate Attached

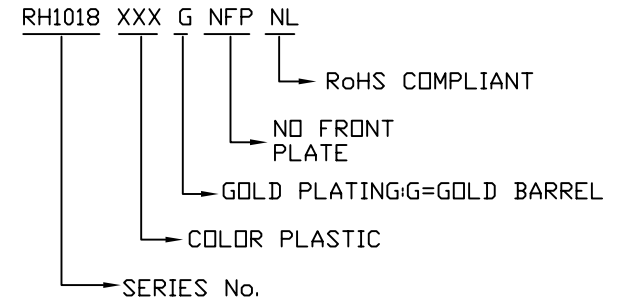


PCB LAYOUT
(BOTTOM VIEW)

SCHEMATIC:



ORDERING LABEL:



COLOR GUIDE:



MODEL No.	010	020	030	040	050	060	070	080	090	100	110	120	130	140	150	
COLOR	A	R	B	R	W	Y	□	W	R	Y	R	W	W	Y	R	B
B=BLACK	B	W	B	B	R	B	□	B	W	Y	Y	W	W	Y	G	B
Y=YELLOW	C	R	B	R	W	W	□	R	Y	R	R	R	Y	Y	U	R
O=ORANGE	D	W	B	B	R	Y	□	Y	R	W	Y	R	Y	Y	Y	W
G=GREEN																
W=WHITE																
R=RED																
U=BLUE																

NOTES:

1. PLASTIC HOUSING & INSERT: PBT 94V-0
2. SOLDERING TEMP.: 260± 5°C FOR 5±1 SECOND
3. ALL DIMS ARE GIVEN IN MM.

PROJECTION 	Research Develop Innovate RDI, Inc. 400 Columbus Avenue Valhalla, NY 10595		
SCALE NONE	TITLE JACK-RoHS COMPLIANT		
TOLERANCE EXCEPT AS NOTED	DR. JY	DATE 05/06/07	REF. P/N: RH1018XXXGNFNL
DEC. INCHES N/A	CK. Bill	PRE- JK	DRAWING NO. 3196
DEC. MILLIMETERS ±0.10	SIZE A	REV. A	
ANG. 0°-0.5°	THIS DOCUMENT IS OWNED BY, AND THE INFORMATION CONTAINED IN IT IS PROPRIETARY TO, RDI, BY RECEIPT HEREOF THE HOLDER AGREES NOT TO USE THE INFORMATION AND NOT TO DISCLOSE IT TO ANY THIRD PARTY, NOR REPRODUCE THIS DOCUMENT WITHOUT THE WRITTEN CONSENT OF RDI, AND AGREES TO RETURN THIS DOCUMENT FORTHWITH UPON REQUEST.		

09-060	02/26/09	A	ADDED MODEL No. OF COLOR GUIDE: 130,140,150	GM	Luke
ECN#	DATE	SYM	REVISION RECORD	AUTH	BY